



**Tulane
University
Class of 2011**

Graduation Survey Report

TULANE CAREER CENTER

AMJAD AYOUBI, PHD

**ASSOCIATE DEAN, EXECUTIVE DIRECTOR OF
CAREER SERVICES AND ACADEMIC ADVISING**

CSC@TULANE.EDU
(504) 865-5107





Executive Summary

Post-graduation plans for 841 of 2,154 (39%) Class of 2011 graduates were obtained via the Graduating Student Survey. This information was collected from both undergraduate and graduate students from March 2011 until October 2011. Primary post-graduation results indicate that 39% of Class of 2011 respondents reported *Employment* as their primary post-graduation activity, up 25% from 2010. Twenty-eight percent reported *Graduate and Professional School* as their primary post-graduation activity, up 4% from 2010. The number of graduates who reported *Seeking Employment* as their primary post-graduation activity for the Class of 2011 was 23%, down 19% from 2010.

The average starting salary reported by Class of 2011 respondents who reported *Employment* as their primary post-graduation activity and indicated a starting salary was \$48,091.

Geographical data show that 47% of Class of 2011 graduates who reported *Employment* as their primary post-graduation activity are working in Louisiana, followed by 8% working in Texas.

For those who reported *Graduate and Professional School* as their primary post-graduation activity, 39% reported that they will attend Tulane University. Medicine is the most popular field of study among those going to graduate school, with 19% reporting that they will pursue medical degrees. This is followed by 12% of students pursuing graduate studies in law.

As part of the survey, graduates were asked to rate their Tulane University education. They did so as follows:

Excellent	50.0%
Good	43.0%
Fair	6.5%
Poor	0.5%

Graduates were also asked if they would choose Tulane University again. They responded as follows:

Definitely	50%
Probably	38%
Probably Not	9%
Definitely Not	3%



Introduction

The Tulane Career Center surveys graduating students each year to ascertain their post-graduation plans. The information collected from the Graduating Student Survey provides valuable insight into the variety of paths pursued by Tulane University graduates. In 2011, Tulane Career Center, in collaboration with the Office of Academic Affairs and Office of Alumni Affairs, revised the survey to include questions about employment, graduate/professional studies, alumni activities, and their experience at Tulane. The information presented in this report was collected during the spring, summer, and fall of 2011, and highlights the responses of the Class of 2011.

Graduates who indicated that they obtained employment were asked to report the name of their employer, job title, type of job, starting salary and job location. Similarly, students who indicated that they were attending professional/graduate school were asked to provide the name of the institution, program type and the field of study in which they were enrolling.

Methodology

Tulane undergraduate, graduate, and professional students who graduated in calendar year 2011 were considered eligible to participate in the 2011 Graduating Student Survey. The Office of the Registrar identified 2,154 eligible students in March 2011, and provided the necessary contact information to the Office of Academic Affairs for purposes of conducting the survey.

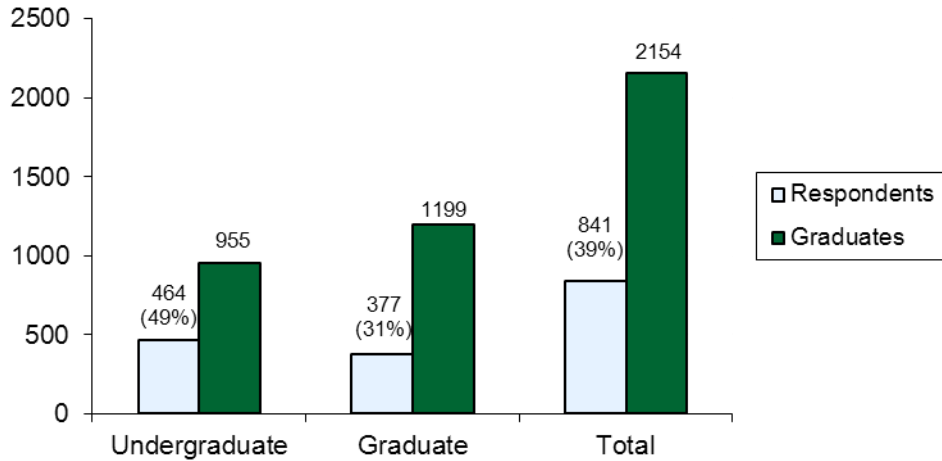
The Graduating Student Survey was revised for the 2011 administration, and included questions about post-graduation activities, interest in alumni activities, and student learning outcomes (undergraduate students only). Demographic survey items were not included because that information was obtained through the student records system. The web-based survey was created using Qualtrics Survey Software, an online survey software product. Appendix A contains a complete copy of the survey instrument.

Graduating students were contacted via email and invited to participate in the survey. Non-responders received periodic email reminders and were encouraged to complete the survey, and respondents were not offered any incentive to complete the survey. Additionally, students participating in the “Grad Fest” activities held March 13 – 14, 2011, had the opportunity to complete the survey during that event. As graduating students arrived at Grad Fest, they were invited to complete the online survey using one of ten computers that were made available during the event for that purpose.

Students were required to verify their identity by entering their unique student identification number (commonly referred to as SplashCard ID). Duplicate responses were removed from the result set. All survey responses were kept confidential.

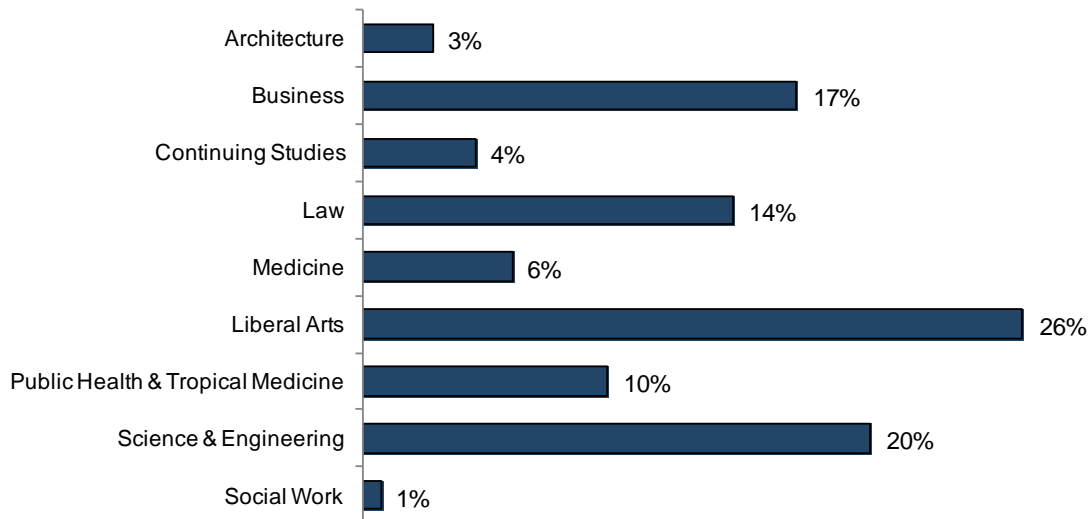


Overall Class of 2011 Response Rates



	<u>Undergraduate</u>	<u>Graduate</u>	<u>Total</u>
# of Respondents:	464	377	841
# of Graduates surveyed:	955	1,199	2,154
Response Rate:	49%	31%	39%

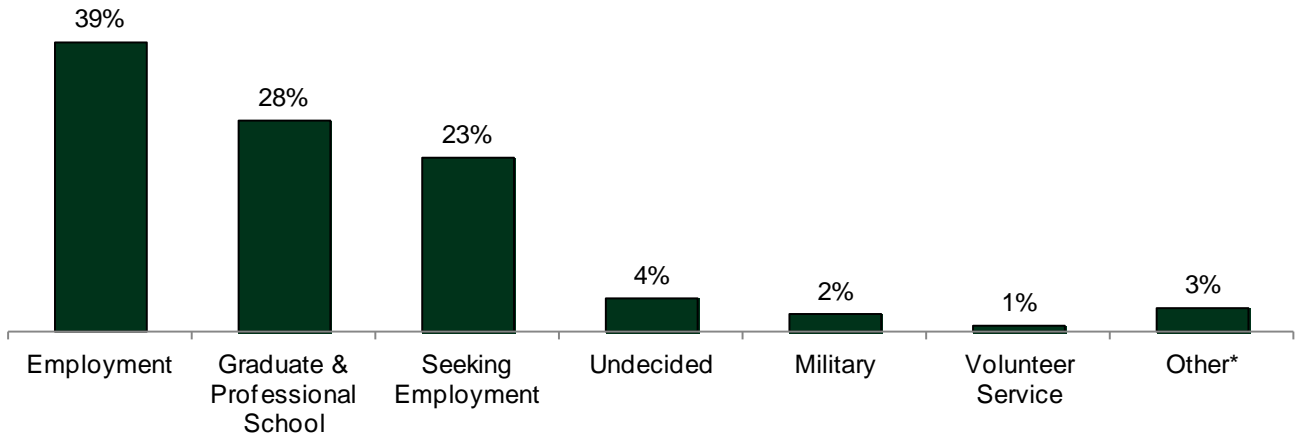
Survey Respondents by School





Primary Post-Graduation Activities – All Respondents

The survey asked members of the Class of 2011, “What are your plans after graduation?” The chart below represents the results.



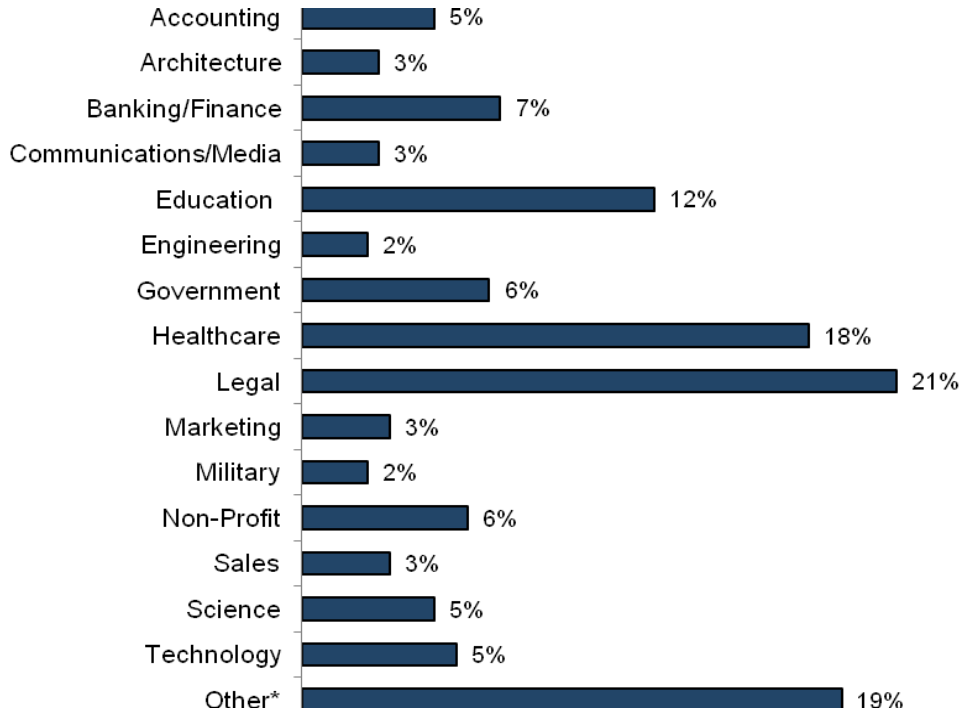
*Other activities include: Internship, Research, Prepare for graduate school entrance exams, Part-time employment

Newcomb-Tulane College Students in Nationally-Competitive Scholarship Competitions, 2010-2011

Beinecke Scholarship	One winner, 2010
Fulbright Grant for Study/Research	Two winners, 2011
Fulbright English Teaching Assistantship	One winner, 2011
Goldwater Scholarship	One winner, one honorable mention, 2010
Udall Scholarship	One honorable mention, 2011
Luce Scholarship	One finalist, 2011
Rhodes Scholarship & Marshall Scholarship	One student was selected as a finalist for both, 2011



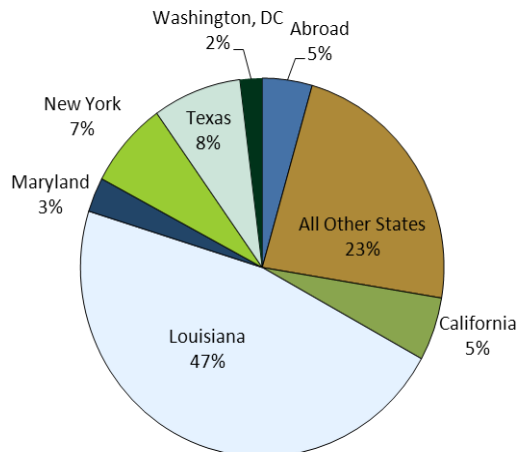
Industries, Graduates Reporting Full-Time Employment



* Other industries include: Arts, Energy, Financial Services, Politics

Location of Class of 2011 – Employed Graduates

For the respondents that reported *Employment*, 47% plan to live in Louisiana, followed by Texas (8%).





Employers Reported by Employed Graduates

Air Liquide	Chaffe & Associates	Ergon Refining, Inc.	Hudson Square Connection
American Sector	Chevron	Ernst & Young, LLP	Huizhen Academy
Americorps	Chipman Design	Evans-Graves	Intralox
Association of State and Territorial Health Officials	Cincinnati Children's Hospital	ExxonMobil	IP Casino Resort & Spa
AT&T	City of New Orleans	Fearnleys & Rodskog	Johnstone Adams
Baker, Donelson, Bearman, Caldwell & Berkowitz, PC	City of New Orleans: Emergency Medical Services	Federal Energy Regulatory Committee	Jones Walker
Bank of America	City Year	Forest Service	Judge John Saunders
Barrasso Usdin	Communities in Schools	Frommer, Lawrence & Haug	Keil's Antiques
Baylor University	Concern Worldwide	Funky 544	Kipu Consulting LLC
Belle Reve New Orleans	Continental Land & Fur Co., Inc.	Garden District Gallery	Klein's ShopRite of Maryland
Beveridge & Diamond, PC	Curry & Friend, PLC	Geisinger Medical Center	KPMG
Big Ass Fans	Danish Institute for Study Abroad	Gennusa, Piacun & Ruli	Latmark Asset Management LLC
Bronx Defenders	Deloitte & Touche, LLP	Golondrinas de las Americas	Law Office of Robert Schaller
Budget Rent A Car	Department of Veterans Affairs, New Orleans	Guangxi CDC	Los Angeles County
Buisson Creative	Deutsche Bank	Halliburton	Louisiana Public Health Institute
Business Monitor International	Devine, Millimet & Branch	Harris & Rufty LLC	Louisiana Second Circuit Court of Appeals
Café Du Monde	Direct Energy	Hewlett Packard	Loyola University
Capital One Bank	Duquela & Duquela	His Dominion Ministries	Maine Medical Center
Cetrulo & Capone LLP	Education First	Houlihan Lokey	MediaVest
Memorial Hospital of Rhode Island	Opus Music	Spectrum Designs	University of New Mexico
Milling Benson Woodward LLP	Orleans Public Defender	St. Vincent Hospital	University of Notre Dame
Montefiore Medical Center	Outloud	State Attorney	University of Vermont
Montlick & Associates	P&G	Swedish Medical Center	US Army
Motiva, LLC	Peace Corps	Teach for America	US District Court

Employers highlighted in green are located in the metropolitan New Orleans area



Employers Reported by Employed Graduates, continued

MQVN Community Development Corporation	Penghua Fund Management Co., Ltd.	Teaching Assistant Program in France	US Marine Corps
Nabors Corporate Services	Phelps Dunbar, LLP	TeachingChile	US Naval Research Laboratory
Nacional Financiera SNC	Philips International Holdings Corp.	teachNola	US Navy
National Institutes of Health (NIH)	Phillips Teague	Terra Eclipse	US Trust
New Orleans Area Habitat for Humanity	Positive Living Treatment Center	The College Board	Vinson & Elkins
New Orleans Marriott	PriceWaterhouseCoopers LLP	The Idea Village	Virginia Mason Medical Center
Newcomb Art Gallery	Pritchard Capital	The Methodist Hospital	Voice of the Ex-Offender
Northrop Grumman	Rassier Properties, LLC	The Olinger Group	Wells Fargo
Nowalsky, Bronston & Gothard, LLC	RTI, International	Tulane University	Where Y'at
Occidental Petroleum	Sensible City	Uganda Health Marketing Group	Whitney
Ochsner	Smiths Detection	United Steelworkers Legal Department	Wilson and Company
Offbeat Media	Social Security Administration	University Hospitals – Case Western Reserve	Yavapai County VISTA Project
Office of Inspector General for City of New Orleans	Southeast Louisiana Legal Services	University of California, Irvine	
Opera Gallery	Southern Orthopedic Specialists	University of Minnesota	

Employers highlighted in green are located in the metropolitan New Orleans area

Employers Hiring the Most Tulane Graduates

Tulane University – 25 Graduates
US Government / Military – 17 Graduates
Teach for America – 11 Graduates

Starting Salary Information

We asked respondents who reported their primary post-graduation activity as *Employment* or *Military* for their starting salary in US Dollars. This question is not mandatory and not every employed graduate answered it. The average starting salary for respondents who answered this question was \$48,091 (median salary was \$45,000). The high starting salary reported was \$175,000; the low starting salary was \$10,000.



Top Five Graduate Schools Enrolling 2011 Graduates

Tulane University	39%
Louisiana State University	8%
University of New Orleans	1.4%
Georgetown University	1.4%
Northwestern University	1%

Other Schools Enrolling 2011 Tulane Graduates: Bastyr University (Kenmore, WA), Case Western Reserve University, Colorado Film School, Columbia University, EDHEC Business School (France), Emory University, The George Washington University, Harvard University, Indiana University, John Jay College of Criminal Justice, King's College London, Loyola University, New Orleans Baptist Theological Seminary, Northwestern University, The Ohio State University, Our Lady of the Lake University, Pennsylvania State University, Purdue University, Syracuse University, The Inchbald School of Design London via The University of Wales, The John Marshall Law School, The School of the Museum of Fine Arts, University of Buffalo, University of Arkansas, University of California-Berkeley, University of California-Irvine, University of Chicago, University of Colorado, University of Edinburgh, University of Medicine & Dentistry of New Jersey, University of Miami, University of Mississippi, University of Pennsylvania, University of Pittsburgh, University of Tennessee, University of Texas. University of Virginia, Yeshiva University

Graduate Fields of Study

Tulane graduates will be pursuing advanced degrees in over 45 different areas of study. The fields of study below received the most responses.

Medicine	19%
Law	12%
Public Health	9%
Neuroscience	5%
Nursing	3%
Social Work	3%

For students who will be pursuing graduate studies at Tulane University, the top areas of study are listed below.

Public Health	25%
Medicine	13%
Neuroscience	11%
Finance	6%
Law	5%
Social Work	4%



Post-Graduation Activities and Starting Salaries by School

<p>School of Architecture (23 Responses)</p> <table border="0"> <tr><td>Employment</td><td>52%</td></tr> <tr><td>Seeking Employment</td><td>39%</td></tr> <tr><td>Graduate & Professional School</td><td>9%</td></tr> <tr><td>Military</td><td>0%</td></tr> <tr><td>Volunteer Service</td><td>0%</td></tr> <tr><td>Undecided</td><td>0%</td></tr> <tr><td>Other</td><td>0%</td></tr> <tr><td>Average Starting Salary</td><td>\$30,000</td></tr> </table>	Employment	52%	Seeking Employment	39%	Graduate & Professional School	9%	Military	0%	Volunteer Service	0%	Undecided	0%	Other	0%	Average Starting Salary	\$30,000	<p>A.B. Freeman School of Business (142 Responses)</p> <table border="0"> <tr><td>Employment</td><td>49%</td></tr> <tr><td>Seeking Employment</td><td>30%</td></tr> <tr><td>Graduate & Professional School</td><td>12%</td></tr> <tr><td>Military</td><td>4%</td></tr> <tr><td>Volunteer Service</td><td>0%</td></tr> <tr><td>Undecided</td><td>3%</td></tr> <tr><td>Other</td><td>2%</td></tr> <tr><td>Avg. Starting Salary \$57,659</td><td>(Undergrad \$47,342; Grad \$62,244)</td></tr> </table>	Employment	49%	Seeking Employment	30%	Graduate & Professional School	12%	Military	4%	Volunteer Service	0%	Undecided	3%	Other	2%	Avg. Starting Salary \$57,659	(Undergrad \$47,342; Grad \$62,244)
Employment	52%																																
Seeking Employment	39%																																
Graduate & Professional School	9%																																
Military	0%																																
Volunteer Service	0%																																
Undecided	0%																																
Other	0%																																
Average Starting Salary	\$30,000																																
Employment	49%																																
Seeking Employment	30%																																
Graduate & Professional School	12%																																
Military	4%																																
Volunteer Service	0%																																
Undecided	3%																																
Other	2%																																
Avg. Starting Salary \$57,659	(Undergrad \$47,342; Grad \$62,244)																																
<p>School of Continuing Studies (37 Responses)</p> <table border="0"> <tr><td>Employment</td><td>43%</td></tr> <tr><td>Seeking Employment</td><td>24%</td></tr> <tr><td>Graduate & Professional School</td><td>19%</td></tr> <tr><td>Military</td><td>3%</td></tr> <tr><td>Volunteer Service</td><td>0%</td></tr> <tr><td>Undecided</td><td>5%</td></tr> <tr><td>Other</td><td>5%</td></tr> <tr><td>Average Starting Salary</td><td>\$37,043</td></tr> </table>	Employment	43%	Seeking Employment	24%	Graduate & Professional School	19%	Military	3%	Volunteer Service	0%	Undecided	5%	Other	5%	Average Starting Salary	\$37,043	<p>Full-time MBA Program (85 graduates) Reported in Compliance with MBA Career Services Council Standards. Data gathered July 1, 2010 – June 30, 2011)</p> <table border="0"> <tr><td>Actively Seeking Employment</td><td>61%</td></tr> <tr><td colspan="2"><i>98% accepted offer no later than 3 months post-graduation</i></td></tr> <tr><td>Not Actively Seeking Employment</td><td>31%</td></tr> <tr><td colspan="2"><i>31% postponed job search, 27% already employed, 27% starting new business, 12% continuing education</i></td></tr> <tr><td>No information available</td><td>8%</td></tr> <tr><td>Average Starting Salary \$72,700</td><td></td></tr> </table>	Actively Seeking Employment	61%	<i>98% accepted offer no later than 3 months post-graduation</i>		Not Actively Seeking Employment	31%	<i>31% postponed job search, 27% already employed, 27% starting new business, 12% continuing education</i>		No information available	8%	Average Starting Salary \$72,700					
Employment	43%																																
Seeking Employment	24%																																
Graduate & Professional School	19%																																
Military	3%																																
Volunteer Service	0%																																
Undecided	5%																																
Other	5%																																
Average Starting Salary	\$37,043																																
Actively Seeking Employment	61%																																
<i>98% accepted offer no later than 3 months post-graduation</i>																																	
Not Actively Seeking Employment	31%																																
<i>31% postponed job search, 27% already employed, 27% starting new business, 12% continuing education</i>																																	
No information available	8%																																
Average Starting Salary \$72,700																																	
<p>School of Law (121 Responses)</p> <table border="0"> <tr><td>Employment</td><td>41%</td></tr> <tr><td>Seeking Employment</td><td>43%</td></tr> <tr><td>Graduate & Professional School</td><td>11%</td></tr> <tr><td>Military</td><td>2%</td></tr> <tr><td>Volunteer Service</td><td>0%</td></tr> <tr><td>Undecided</td><td>2%</td></tr> <tr><td>Other</td><td>3%</td></tr> <tr><td>Average Starting Salary</td><td>\$62,616</td></tr> </table>	Employment	41%	Seeking Employment	43%	Graduate & Professional School	11%	Military	2%	Volunteer Service	0%	Undecided	2%	Other	3%	Average Starting Salary	\$62,616	<p>School of Liberal Arts (216 Responses)</p> <table border="0"> <tr><td>Employment</td><td>32%</td></tr> <tr><td>Seeking Employment</td><td>23%</td></tr> <tr><td>Graduate & Professional School</td><td>31%</td></tr> <tr><td>Military</td><td>4%</td></tr> <tr><td>Volunteer Service</td><td>2%</td></tr> <tr><td>Undecided</td><td>6%</td></tr> <tr><td>Other</td><td>3%</td></tr> <tr><td>Average Starting Salary</td><td>\$29,503</td></tr> </table>	Employment	32%	Seeking Employment	23%	Graduate & Professional School	31%	Military	4%	Volunteer Service	2%	Undecided	6%	Other	3%	Average Starting Salary	\$29,503
Employment	41%																																
Seeking Employment	43%																																
Graduate & Professional School	11%																																
Military	2%																																
Volunteer Service	0%																																
Undecided	2%																																
Other	3%																																
Average Starting Salary	\$62,616																																
Employment	32%																																
Seeking Employment	23%																																
Graduate & Professional School	31%																																
Military	4%																																
Volunteer Service	2%																																
Undecided	6%																																
Other	3%																																
Average Starting Salary	\$29,503																																
<p>School of Medicine (49 Responses)</p> <table border="0"> <tr><td>Employment</td><td>71%</td></tr> <tr><td>Seeking Employment</td><td>4%</td></tr> <tr><td>Graduate & Professional School</td><td>16%</td></tr> <tr><td>Military</td><td>0%</td></tr> <tr><td>Volunteer Service</td><td>0%</td></tr> <tr><td>Undecided</td><td>2%</td></tr> <tr><td>Other</td><td>6%</td></tr> <tr><td>Average Starting Salary</td><td>\$48,654</td></tr> </table>	Employment	71%	Seeking Employment	4%	Graduate & Professional School	16%	Military	0%	Volunteer Service	0%	Undecided	2%	Other	6%	Average Starting Salary	\$48,654	<p>School of Public Health & Tropical Medicine (80 Responses)</p> <table border="0"> <tr><td>Employment</td><td>30%</td></tr> <tr><td>Seeking Employment</td><td>19%</td></tr> <tr><td>Graduate & Professional School</td><td>46%</td></tr> <tr><td>Military</td><td>0%</td></tr> <tr><td>Volunteer Service</td><td>0%</td></tr> <tr><td>Undecided</td><td>3%</td></tr> <tr><td>Other</td><td>3%</td></tr> <tr><td>Average Starting Salary</td><td>\$40,061</td></tr> </table>	Employment	30%	Seeking Employment	19%	Graduate & Professional School	46%	Military	0%	Volunteer Service	0%	Undecided	3%	Other	3%	Average Starting Salary	\$40,061
Employment	71%																																
Seeking Employment	4%																																
Graduate & Professional School	16%																																
Military	0%																																
Volunteer Service	0%																																
Undecided	2%																																
Other	6%																																
Average Starting Salary	\$48,654																																
Employment	30%																																
Seeking Employment	19%																																
Graduate & Professional School	46%																																
Military	0%																																
Volunteer Service	0%																																
Undecided	3%																																
Other	3%																																
Average Starting Salary	\$40,061																																
<p>School of Science & Engineering (166 Responses)</p> <table border="0"> <tr><td>Employment</td><td>29%</td></tr> <tr><td>Seeking Employment</td><td>10%</td></tr> <tr><td>Graduate & Professional School</td><td>52%</td></tr> <tr><td>Military</td><td>0.6%</td></tr> <tr><td>Volunteer Service</td><td>0.6%</td></tr> <tr><td>Undecided</td><td>7%</td></tr> <tr><td>Other</td><td>1%</td></tr> <tr><td>Average Starting Salary</td><td>\$34,642</td></tr> </table>	Employment	29%	Seeking Employment	10%	Graduate & Professional School	52%	Military	0.6%	Volunteer Service	0.6%	Undecided	7%	Other	1%	Average Starting Salary	\$34,642	<p>School of Social Work (6 Responses)</p> <table border="0"> <tr><td>Employment</td><td>67%</td></tr> <tr><td>Seeking Employment</td><td>17%</td></tr> <tr><td>Graduate & Professional School</td><td>17%</td></tr> <tr><td>Military</td><td>0%</td></tr> <tr><td>Volunteer Service</td><td>0%</td></tr> <tr><td>Undecided</td><td>0%</td></tr> <tr><td>Other</td><td>0%</td></tr> <tr><td>Average Starting Salary</td><td>\$32,333</td></tr> </table>	Employment	67%	Seeking Employment	17%	Graduate & Professional School	17%	Military	0%	Volunteer Service	0%	Undecided	0%	Other	0%	Average Starting Salary	\$32,333
Employment	29%																																
Seeking Employment	10%																																
Graduate & Professional School	52%																																
Military	0.6%																																
Volunteer Service	0.6%																																
Undecided	7%																																
Other	1%																																
Average Starting Salary	\$34,642																																
Employment	67%																																
Seeking Employment	17%																																
Graduate & Professional School	17%																																
Military	0%																																
Volunteer Service	0%																																
Undecided	0%																																
Other	0%																																
Average Starting Salary	\$32,333																																



Post-Graduation Activities and Starting Salaries All Survey Respondents

Employment	39%
Seeking Employment	23%
Graduate & Professional School	28%
Military	2%
Volunteer Service	1%
Undecided	4%
Other	2%
Average Starting Salary	\$48,091

Acknowledgements

The 2011 Graduating Student Survey was a collaborative effort of the Tulane Career Center, Office of Academic Affairs, and Office of Alumni Affairs. The following individuals contributed to the development and administration of this survey as well as the collection, analysis, and reporting of the survey results:

- Katie Busby, Director of Institutional Assessment
- James MacLaren, Dean Newcomb-Tulane College
- Vachelle Manly, Assistant Director for Institutional Assessment and Academic Data Management
- Molly Mullen, Career Services
- Laurie Orgeron, Senior Program Coordinator Office of Alumni Affairs
- Tammy Simmons, Hire Tulane Team Member
- Barry Thompson, Director of Career Services