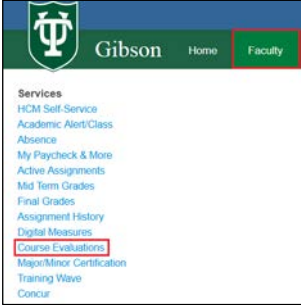
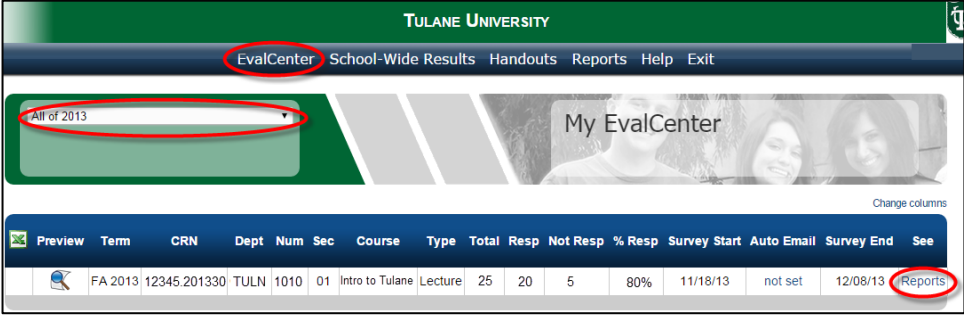

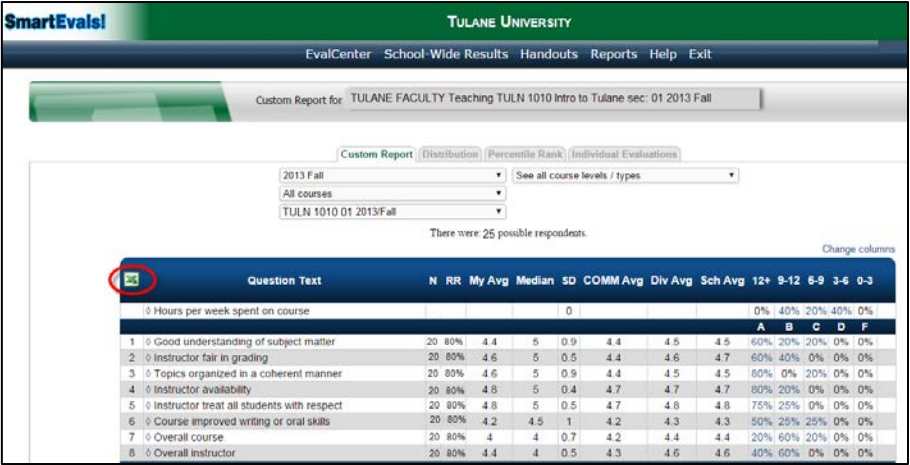
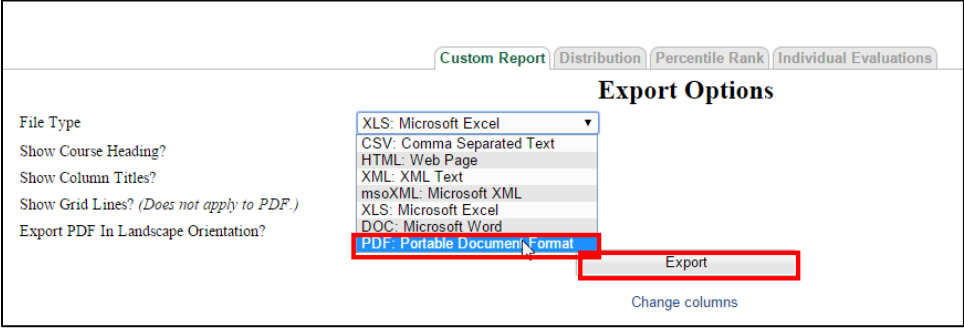



Accessing Course Evaluation Reports for Faculty

<p>Via GIBSON ONLINE</p> <p>Click: Faculty on the Gibson menu then then click COURSE EVALUATIONS.</p>	
<p>If not immediately directed to MyEvalCenter, click EvalCenter from top menu.</p> <p>Select the year(s) of reports you would like to view.</p> <p>Click REPORTS for the desired course.</p>	
<p>You may view results in the web interface.</p> <p>To print/save a PDF version of the results click:</p> 	
<p>Select: PDF: Portable Document Format or desired format.</p> <p>Click:</p> <div style="border: 1px solid gray; padding: 5px; display: inline-block; margin: 5px;">Export</div>	
<p>Click:</p> <div style="border: 1px solid gray; padding: 5px; display: inline-block; margin: 5px;">SurveyResults</div> to view your report(s). You may also access reports by viewing via <i>downloads</i> folder.	

Note: The SmartEvals online course evaluation system is more compatible with Mozilla Firefox and Google Chrome web browsers.